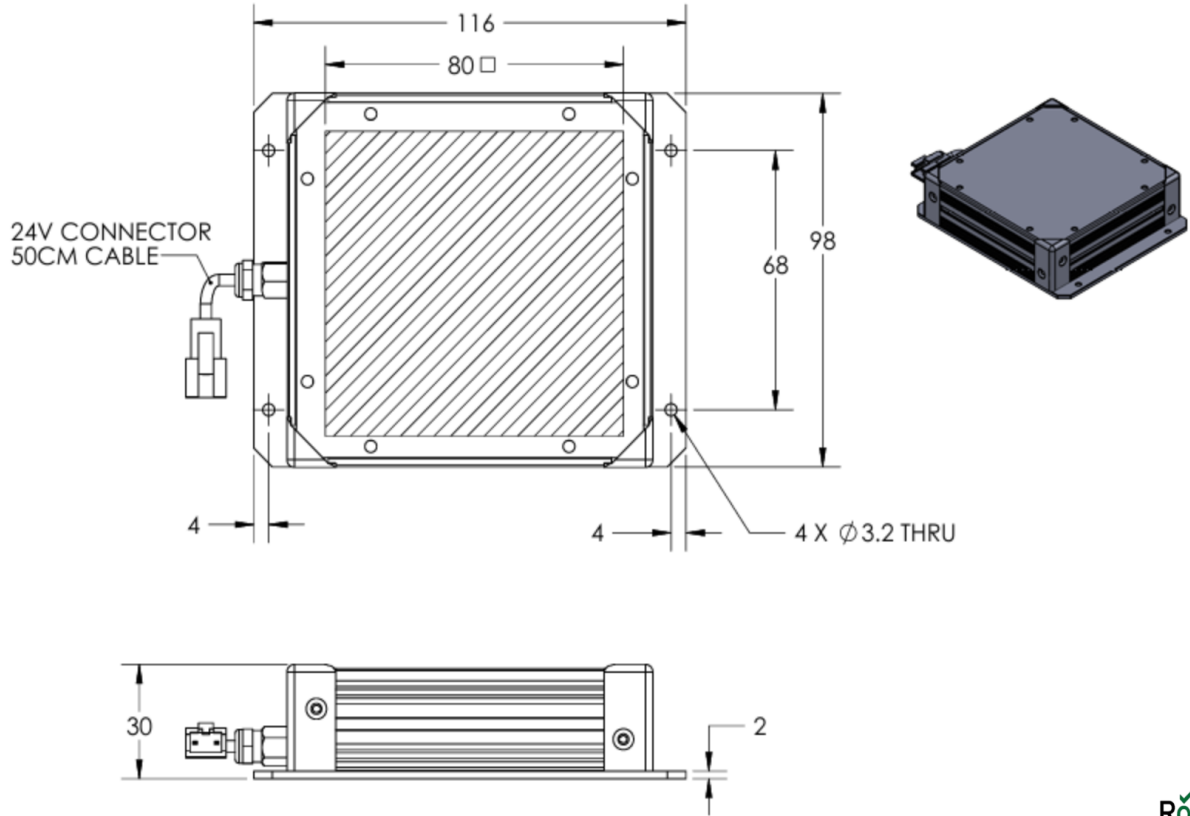


# ILLUMINATOR DATA

## LT3PVZL80X80-00-X-B-24V

### Lighting Dimension

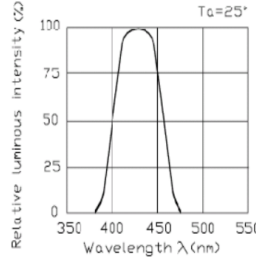


### Mechanical Information

Casing Material	Aluminium, Extrusion
Storage Temperature Range	0 - 45°C
Storage Humidity Range	20 - 85%
Weight	96g
Width / Inner Diameter	98mm
Length / Outer Diameter	116mm
Height / Thickness	30mm

# ILLUMINATOR DATA

## LT3PVZL80X80-00-X-B-24V

Lighting Information			
LED Color	BLUE		
Wavelength	<div><p>460 nm - 470 nm</p></div>		
Working Distance	10mm	20mm	30mm
Intensity (±15%)	0lx	0lx	0lx
Illumination (Number of Row)	0		
Illumination Active Area	Active Outer Diameter	80	
	Active Inner Diameter	80	
Emission Angle	0°		
Eye Safety Class (IEC62471)	EXEMPT Products with sources, which do not pose any potential photobiological hazard even for the continuous and unrestricted exposure. Example: 8 hours of exposure poses no acute hazard to either eye or skin, and 10,000 seconds (2.8 hours) of the intent starting causes no blue light retinal hazard.		
Chromaticity Table For White Colour Only			

Electrical Information	
Rated Voltage	24V <sub>(Min)</sub> - 24V <sub>(Max)</sub>
Rated Current	180mA
Power Consumption	4.320W
Casing Temperature, After 60 minutes operation	60°C


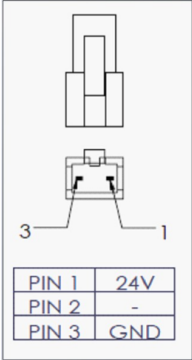
Strobe Mode Specification		
*Normal Strobe Voltage	24V	
*Normal Strobe Current	180mA	
Overdrive Voltage Range	Min: 36V	Max: 48V
Overdrive Current Range	Min: 540mA	Max: 899mA
Recommended Overdrive Voltage	36V	
**Max. Trigger Pulse Duration	10%	
**Max. Duty Cycle	10msec	

\*Normal strobe means the lighting is operated using the rated power. Overdrive means the power supplied to the lighting exceeded the rated power.

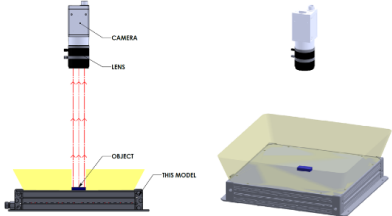
\*\*Overdrive condition must not exceed the max. trigger pulse duration and max. duty cycle.

# ILLUMINATOR DATA

## LT3PVZL80X80-00-X-B-24V

Connection Information								
Connector Type	JST SMR-03V-B							
Cable Length	500mm							
Pin Configuration	Pin	Signal	Cable Color					
	1	24V	RED					
	2	-	-					
	3	GND	WHITE / BLACK					
	<div></div> <div><table><tr><td>PIN 1</td><td>24V</td></tr><tr><td>PIN 2</td><td>-</td></tr><tr><td>PIN 3</td><td>GND</td></tr></table></div>			PIN 1	24V	PIN 2	-	PIN 3
PIN 1	24V							
PIN 2	-							
PIN 3	GND							

Additional Information	
Additional Cooling Method	Attached to machine part for better heat dissipation
Intensity Controller Selection	LTIC series
CE Conformity	YES
RoHS Compliance	YES

Application	
Illumination Type	Backlight Illumination
Application Use	<ul style="list-style-type: none"> <li>• Edge Detection</li> <li>• Lead Frame Inspection</li> <li>• Shape Recognition</li> <li>• Size Measurement</li> </ul> 

# ILLUMINATOR DATA

## LT3PVZL80X80-00-X-B-24V

Lighting Pattern				
Working Distance	For further details, please contact us			
Display and Image	For further details, please contact us			
Data Results	Horizontal	Meas. (mm)	Vertical	Meas. (mm)
	90%	N.A.	90%	N.A.
	90%	N.A.	90%	N.A.
	80%	N.A.	80%	N.A.
	70%	N.A.	70%	N.A.
	60%	N.A.	60%	N.A.
	50%	N.A.	50%	N.A.
	40%	N.A.	40%	N.A.
	30%	N.A.	30%	N.A.
	20%	N.A.	20%	N.A.
	10%	N.A.	10%	N.A.